

# How To: Onboarding and Profile

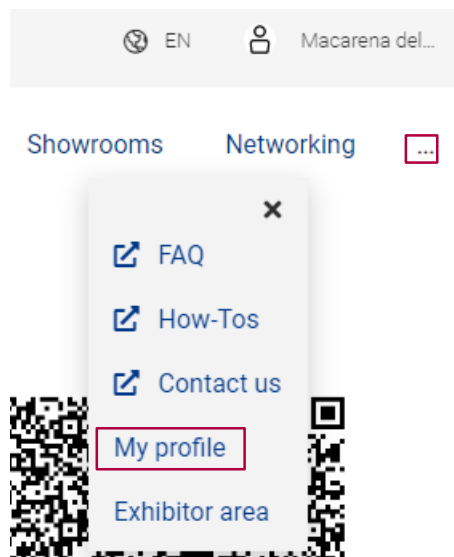
pcim  
EUROPE

## How do I order a ticket?

Access to the exhibition content is possible with an [exhibition login](#). If you do not have an account yet, please register first. To view the conference content then you will need an additional [ticket](#).

## How do I register on the event platform?

You can log in at any time with Messe-Login at the event platform via the event website. After the successful initial login, you can provide additional information about yourself under "My profile".



You will then be asked to agree to be visible on the event platform with your profile by clicking on the checkbox. This enables potential business partners to see your profile and get in touch with you.

- I consent to the processing of my data for the above-mentioned purposes.
- In addition, I consent to receiving information through personalised emails. This includes the analysis of my email opening and clicking behaviour and the generation of a usage profile.
- Furthermore, I agree that my profile data will remain stored and accessible on the digital platform until revoked.

You have the right to revoke or adjust your consent at any time with effect for the future. To do so, use the unsubscribe link in your email or contact us at [privacy@mesago.com](mailto:privacy@mesago.com).

Further information according to Art. 13 and 14 DS-GVO please find at [Privacy Policy](#).

I agree to receive the personal info-service. \*

Please activate the checkbox to continue.

The following [Terms and Conditions](#) and [Privacy Policy](#) apply.

NEXT

All the fields marked with \* are mandatory fields

# How To: Onboarding and Profile

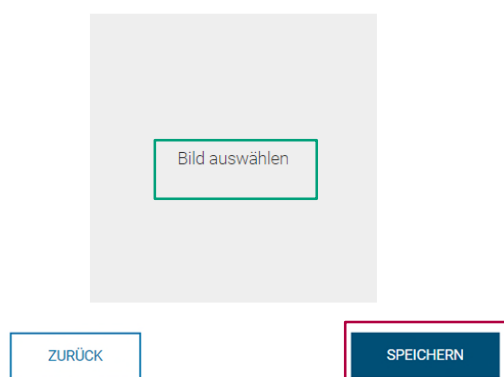
**pcim**  
EUROPE

## How can I provide details for matchmaking?

To receive recommendations based on your details and interests therefore, it is worth taking your time while answering these questions and fill in as many details as possible. Click on "Save" to save your details.

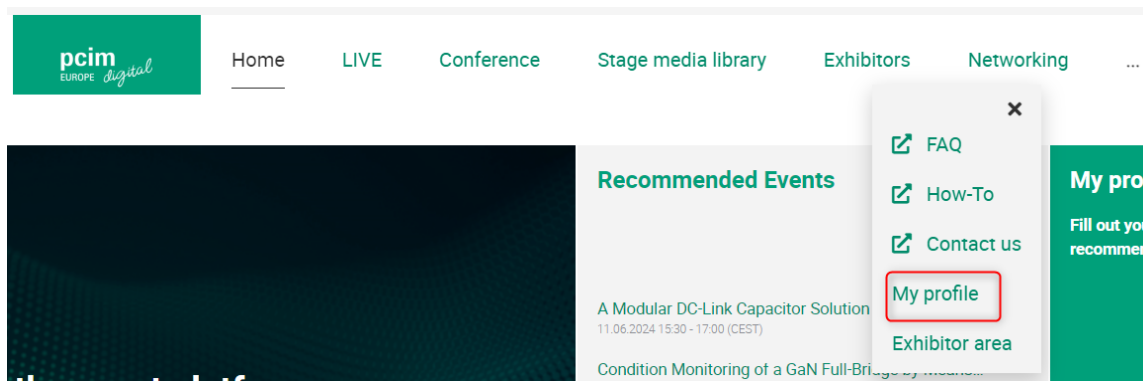
## How can I upload a profile picture?

Click on "Select photo" and on "Save". Please use a square photo (min. 300 x 300 pixels).



## How can I make profile adjustments?

Use the three dots in the main navigation and visit "My profile". Here you can adjust your personal details, matchmaking and your photo.



# How To: Onboarding and Profile

pcim  
EUROPE

## How can I view my profile?

Use the "Visit my profile" button. By clicking on "Share" you can share your profile on different social media channels or by email.

## My profile

Visit my profile



Profile information

Matchmaking

Profile photo



**Tamara Bühler**

Exhibitor representative

Mesago Messe Frankfurt GmbH

SHARE

VCARD

## Do you have any questions?

We will be happy to help you by e-mail: [digital@mesago.com](mailto:digital@mesago.com)