

Manuscript Pattern – General Requirements

Please read these instructions carefully!

We recommend to use the following pattern to produce your manuscript for the **PCIM Conference**.

Deadline for submission is 4 March 2025.

General instructions:

The number of pages is restricted to a maximum of 6 - 10 pages. The minimum extent is 5 pages.

Please capitalize the initial letters of your title except prepositions and articles.

Each page should be in a two-column format. The column width is 8.55 cm on European A4 size (210mm x 297mm). Regarding the references, give all authors' names; do not use "et al." unless there are six or more authors.

Please make no indication of page numbers as it will be carried out by the publisher.

Text in red color is highlighted only to indicate important information. In the final paper, this text must be deleted and all text should appear in black color.




About the file:

- Please note, that the size of your manuscript is web-optimized and hence should not exceed 5 MB.
- Please ensure that all fonts and pictures or tables are embedded in the final PDF-file.

How to L^AT_EX:

This document compiles successfully with pdfLaTeX and TeX Live 2024 (generated with Overleaf).

This is the Title of Your Paper – Please Capitalize the Initial Letters of Your Title Except Prepositions and Articles

Author's first name and surname ¹, Co-author's first name and surname ², Co-author's first name and surname ², ... (add or delete lines if necessary, please link your ORCID ID, delete if not appropriate)

¹ company name, country

² company name, country

Corresponding author: Author's first name and surname, corresponding@author.com

Speaker: Speaker's first name and surname, speaker@author.com

Abstract

The abstract gives a condensed summary of the content of your paper. It is a single paragraph formatted in a justified single column. It does not contain references. Lorem ipsum dolor sit amet, consectetur adipiscing elit. Ut purus elit, vestibulum ut, placerat ac, adipiscing vitae, felis. Curabitur dictum gravida mauris. Nam arcu libero, nonummy eget, consectetur id, vulputate a, magna. Donec vehicula augue eu neque. Pellentesque habitant morbi tristique senectus et netus et malesuada fames ac turpis egestas. Mauris ut leo. Cras viverra metus rhoncus sem. Nulla et lectus vestibulum urna fringilla ultrices. Phasellus eu tellus sit amet tortor gravida placerat. Integer sapien est, iaculis in, pretium quis, viverra ac, nunc. Praesent eget sem vel leo ultrices bibendum. Aenean faucibus. Morbi dolor nulla, malesuada eu, pulvinar at, mollis ac, nulla. Curabitur auctor semper nulla. Donec varius orci eget risus. Duis nibh mi, congue eu, accumsan eleifend, sagittis quis, diam. Duis eget orci sit amet orci dignissim rutrum.

1 This is a 1st Order Heading

1.1 This is a 2nd Order Heading

Physical values in the text are given as a number and a unit, separated by a space, i.e., $V_{CE}=1200\text{ V}$, 100 A , $\Delta T=15.7\text{ K}$, $150\text{ }^{\circ}\text{C}$.

Figures are usually referenced by the abbreviated form with a space between Fig. and the number, i.e., "see Fig. 1". Only when a sentence begins with the reference, figure is spelled out: "Figure 1 shows the relation between...".

The same applies to equations, i.e. "As shown in Eq. (1)..." and "Equation (1) describes the relation...".

$$R_{th} = \frac{\Delta T}{P_V} = 10\text{ K/W} \quad (1)$$

The last section in your paper collects the references to literature, listed in the order of appearance in the text. They are marked in the text with the number in square brackets [1].

In the reference list, each publication is given with the list of authors, followed by the title, the name of

the conference proceedings or journal, the year of publication and the page numbers. If more than 5 authors are involved [2], the list is reduced to the first 5 authors followed by "et al."

Links to web sites should be avoided in the reference list since they are subject to change. References to digital documents should use the 'Digital Objects Identifier' (DOI) [3].

Nam dui ligula, fringilla a, euismod sodales, sollicitudin vel, wisi. Morbi auctor lorem non justo. Nam lacus libero, pretium at, lobortis vitae, ultricies et, tellus. Donec aliquet, tortor sed accumsan bibendum, erat ligula aliquet magna, vitae ornare odio metus a mi. Morbi ac orci et nisl hendrerit mollis. Suspendisse ut massa. Cras nec ante. Pellentesque a nulla. Cum sociis natoque penatibus et magnis dis parturient montes, nascetur ridiculus mus.

References to papers in scientific journals should state the volume of the journal and the year of publication [4].

The reference are aligned to the left without justification on the right.

This is an Image

Fig. 1: This is the caption of an image. It describes the content of the illustration or graph.

1.2 This is a 2nd Order Heading spanning on two lines

Fusce mauris. Vestibulum luctus nibh at lectus. Sed bibendum, nulla a faucibus semper, leo velit ultricies tellus, ac venenatis arcu wisi vel nisl. Vestibulum diam. Aliquam pellentesque, augue quis sagittis posuere, turpis lacus congue quam, in hendrerit risus eros eget felis. Maecenas eget erat in sapien mattis porttitor. Vestibulum porttitor.

This is an Image

Fig. 2: This is the caption of an image. It describes the content of the illustration or graph.

Nulla malesuada porttitor diam. Donec felis erat, congue non, volutpat at, tincidunt tristique, libero. Vivamus viverra fermentum felis. Donec nonummy pellentesque ante. Phasellus adipiscing semper elit. Proin fermentum massa ac quam.

1.3 This is a 2nd Order Heading

1.3.1 This is a 3rd Order Heading

Sed commodo posuere pede. Mauris ut est. Ut quis purus. Sed ac odio. Sed vehicula hendrerit sem. Duis non odio. Morbi ut dui. Sed accumsan risus eget odio. In hac habitasse platea dictumst. Pellentesque non elit. Fusce sed justo eu urna porta tincidunt. Mauris felis odio, sollicitudin sed, volutpat a, ornare ac, erat. Morbi quis dolor. Donec pellentesque, erat ac sagittis semper, nunc dui lobortis purus, quis congue purus metus ultricies tellus. Proin et quam. Class aptent taciti sociosqu ad litora torquent per conubia nostra, per inceptos hymenaeos. Praesent sapien turpis, fermentum vel, eleifend faucibus, vehicula eu, lacus.

2 This is a 1st Order Heading

2.1 This is a 2nd Order Heading

Quisque ullamcorper placerat ipsum. Cras nibh. Morbi vel justo vitae lacus tincidunt ultrices. Lorem ipsum dolor sit amet, consectetur adipiscing elit. In hac habitasse platea dictumst. Integer tempus convallis augue. Etiam facilisis. Nunc elementum fermentum wisi. Aenean placerat.

2.2 This is a 2nd Order Heading

2.2.1 This is a 3rd Order Heading

Lorem ipsum dolor sit amet, consectetur adipiscing elit. Ut purus elit, vestibulum ut, placerat ac, adipiscing vitae, felis. Curabitur dictum gravida mauris. Nam arcu libero, nonummy eget, consectetur id, vulputate a, magna. Donec vehicula augue eu neque. Pellentesque habitant morbi tristique senectus et netus et malesuada fames ac turpis egestas. Mauris ut leo. Cras viverra metus rhoncus sem. Nulla et lectus vestibulum urna fringilla ultrices.

This is an Image

Fig. 3: This is the caption of an image. It describes the content of the illustration or graph.

2.3 This is a 2nd Order Heading

Suspendisse vel felis. Ut lorem lorem, interdum eu, tincidunt sit amet, laoreet vitae, arcu. Aenean faucibus pede eu ante. Praesent enim elit, rutrum at, molestie non, nonummy vel, nisl. Ut lectus eros, malesuada sit amet, fermentum eu, sodales cursus, magna. Donec eu purus. Quisque vehicula, urna sed ultricies auctor, pede lorem egestas dui, et convallis elit erat sed nulla. Donec luctus. Curabitur et nunc.

This is an Image

(a)

This is an Image

(b)

Fig. 4: This is the caption of an image. It describes the content of the illustration or graph.

3 This is a 1st Order Heading

Pellentesque habitant morbi tristique senectus et netus et malesuada fames ac turpis egestas. Donec odio elit, dictum in, hendrerit sit amet, egestas sed, leo. Praesent feugiat sapien aliquet odio. Integer vitae justo. Aliquam vestibulum fringilla lorem. Sed neque lectus, consectetur at, consectetur sed, eleifend ac, lectus. Nulla facilisi. Pellentesque eget lectus. Proin eu metus. Sed porttitor. In hac habitasse platea dictumst. Suspendisse eu lectus. Ut mi mi, lacinia sit amet, placerat et, mollis vitae, dui. Sed ante tellus, tristique ut, iaculis eu, malesuada ac, dui. Mauris nibh leo, facilisis non, adipiscing quis, ultrices a, dui.

Morbi luctus, wisi viverra faucibus pretium, nibh est placerat odio, nec commodo wisi enim eget quam. Quisque libero justo, consectetur a, feugiat vitae, porttitor eu, libero. Suspendisse sed mauris vitae elit sollicitudin malesuada. Maecenas ultricies eros sit amet ante. Ut venenatis velit. Maecenas sed mi eget dui varius euismod. Phasellus aliquet volutpat odio. Vestibulum ante ipsum primis in faucibus orci luctus et ultrices posuere cubilia Curae; Pellentesque sit amet pede ac sem eleifend consectetur. Nullam elementum, urna vel imperdiet sodales, elit ipsum pharetra ligula, ac pretium ante justo a nulla. Curabitur tristique arcu eu metus. Vestibulum lectus. Proin mauris. Proin eu nunc eu urna hendrerit faucibus. Aliquam auctor, pede consequat laoreet varius, eros tellus scelerisque quam, pellentesque hendrerit ipsum dolor sed augue. Nulla nec lacus. Suspendisse vitae elit. Aliquam arcu neque, ornare in, ullamcorper quis, commodo eu, libero. Fusce sagittis erat at erat tristique mollis. Maecenas sapien libero, molestie et, lobortis in, sodales eget, dui. Morbi ultrices rutrum lorem. Nam elementum ullamcorper leo. Morbi dui. Aliquam sagittis. Nunc

placerat. Pellentesque tristique sodales est. Maecenas imperdiet lacinia velit. Cras non urna. Morbi eros pede, suscipit ac, varius vel, egestas non, eros. Praesent malesuada, diam id pretium elementum, eros sem dictum tortor, vel consectetur odio sem sed wisi.

1	2	3	4
5	6	7	8
cell	cell	cell	cell

Tab. 1: This is the title of table

References

- [1] M. Held, P. Jacob, G. Nicoletti, P. Scacco, and M. .-. Poech, "Fast power cycling test of igbt modules in traction application," in *Proceedings of Second International Conference on Power Electronics and Drive Systems*, vol. 1, May 1997, 425–430 vol.1. DOI: 10.1109/PEDS.1997.618742.
- [2] H. Kabza, H. .-. Schulze, Y. Gerstenmaier, P. Voss, J. W. W. Schmid, *et al.*, "Cosmic radiation as a cause for power device failure and possible countermeasures," in *Proceedings of the 6th International Symposium on Power Semiconductor Devices and Ics*, May 1994, pp. 9–12. DOI: 10.1109/ISPSD.1994.583620.
- [3] J. Lutz, H. Schlangenotto, U. Scheuermann, and R. D. Doncker, *Semiconductor Power Device*, 2nd ed. Springer, 2018. DOI: 10.1007/978-3-319-70917-8.
- [4] S. Ramminger, N. Seliger, and G. Wachutka, "Reliability model for al wire bonds subjected to heel crack failures," *Microelectronics Reliability*, vol. 40, no. 8, pp. 1521–1525, 2000, Reliability of Electron Devices, Failure Physics and Analysis. DOI: [https://doi.org/10.1016/S0026-2714\(00\)00139-6](https://doi.org/10.1016/S0026-2714(00)00139-6).